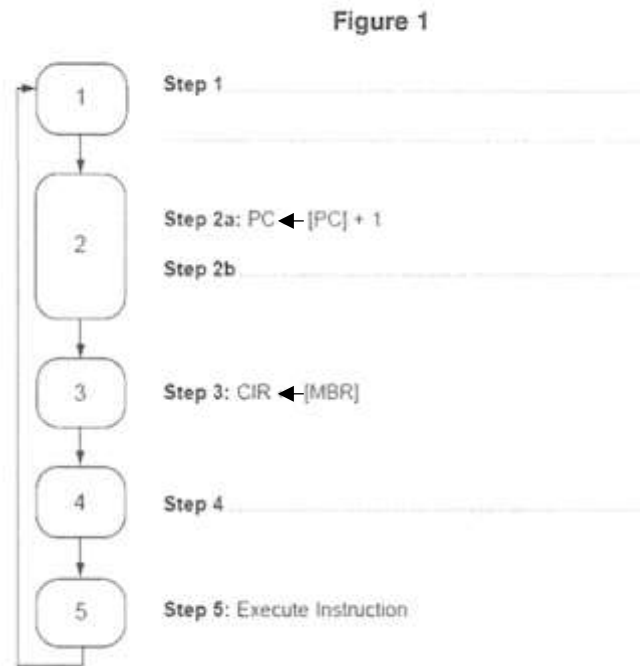


1 (a) State the full names of two of the special purpose registers that are used in the fetch part of the fetch-execute cycle.

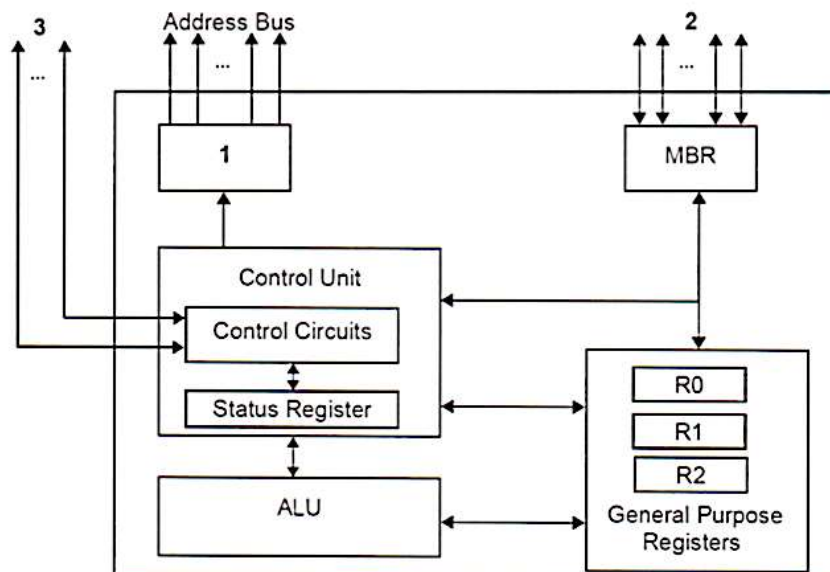
Register 1
 Register 2 [2]

(b) Figure 1 below is an incomplete diagram of the fetch-execute cycle. Describe the missing steps 1, 2b and 4 using either register transfer notation or written description. 2 Steps 2a and 2b occur at the same time. [3]



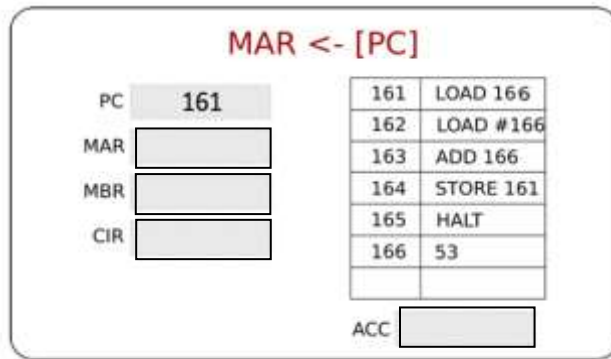
2) Figure 2 below shows an incomplete diagram of the components of a processor.

Provide full names for the components numbered 1 to 3 in Figure 2 by completing the table below.



Component Number	Component Name
1	
2	
3	

3) Complete the following diagrams showing each step of the fetch decode execute cycle. Draw the necessary buses



4) Write an assembly language program $C = (\text{num1} - \text{num2}) + \text{num3}$;